

FPi-2500

**INTELLIGENT TABLE
TOP INSERTER THAT
GROWS WITH YOU**

FPI-2500

YOUR INTRODUCTION TO PROFESSIONAL INSERTING

OUTGOING MAIL...DONE IN A SNAP! THANKS TO INTUITIVE DESIGN AND EASE OF OPERATION

If you thought automated letter insertion was complicated, the FPI-2500 will quickly convince you otherwise. Professionally fold and insert business correspondence, invoices, checks and statements etc. with no tricky training.

The intuitive control display and system intelligence make it easy for anyone to select and run their jobs. The system configures itself and automatically selects the type of fold; all you have to do is confirm it on the display panel.

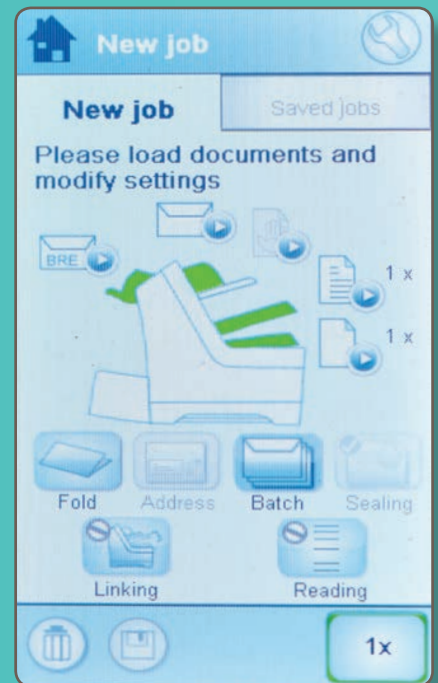
While the FPI-2500 processes your letters or folds your advertising flyers, you can get back to more important tasks. The tandem function enables feeder stations to work without interruption until the inserting job is finished.

The FPI-2500's quiet operation and compact design makes it ideal for any office environment big or small.

And best of all, the FPI-2500 grows with your business. Easily add on another feed tray as the amount of mail that needs to be folded expands. Choose from 1, 1.5, 2, or 2.5 feeder stations to make your folding jobs as convenient as possible.

PERFECT FOR YOUR DAILY MAIL

Process miscellaneous daily mail without reconfiguring it. Automatically add an additional item or return envelope to material loaded from the manual feed.



SIMPLE OPERATION

Switch ON and add paper. That's it. The FPI-2500 recognizes the paper format and automatically configures the job. You can get started right away.

Every step, settings and memory are shown on the big color touchscreen display, and recurring tasks can be saved. The intuitive operating concept enables many users to safely and quickly operate the machine without time-consuming training.





MULTIPLE PAGE FEED

Feed, fold and insert more than one sheet of paper from the automatic feeder stations.

EQUIPPED FOR YOUR FUTURE

Regardless of which basic model you start with, the modular FPI-2500 system enables you to expand or reconfigure at any time: One or two automatic letter feeder stations which can be combined as desired with a supplement feeder (envelope-shaped materials or reply-envelope)

OUTSTANDING FEATURES FOR MORE COMFORT, FLEXIBILITY AND SECURITY

USER FRIENDLY

FILL & START+

The system recognizes which stations are filled, automatically sets the right fold and starts the job.

SAFELY RELOAD

ELECTROMECHANICAL DOUBLE DOCUMENT DETECTION

Double-feed control by real physical measurement of paper thickness.

IMPRESSIVE FOLDING PERFORMANCE

EIGHT IN ONE

The FPI-2500 series works with a powerful yet quiet folding mechanism. It can simultaneously handle up to 8 documents of varying sizes.

INTERRUPTION-FREE OPERATION


FEEDER-SWAP

The letter feeder stations can hold up to 250 sheets. With the tandem-function, one feeder automatically continues the job when the other feeder runs out of material; saving time when reloading material on bigger jobs.

FROM THE PRINTER STRAIGHT TO THE MAIL

OMR-FUNCTION

Reads printed marks and automatically collects multiple pages for one envelope. The OMR-Function (Optical Mark Recognition) guarantees the precise order of sheets and selected additional supplements.



FPI-2500




Specifications

Feeder stations	1/1.5/2/2.5
Max. cycles per hour	2,400
Max. volume per month	15,000
Folding capacity	up to 8 sheets (20 lbs.)
Set thickness	2mm
Job memory	20
Dimensions	17.5" (W), 26.9" (H), 31.5" (L)
Weight	121.1 lbs
Documents	
Document height	3.5" to 14"
Document width	5" to 9"
Document weight	16 to 66 lbs.
Standard document sizes	letter, legal, BRE
Document feeder capacity	250
Envelopes	
Envelope length	3.5" to 6.3"
Envelope width	6.3" to 9.5"
Fold types	letter, z-fold, single, double parallel, no fold
Standard envelope sizes	#10, 6" x 9.5"
Functions	
Automatic program fill & start+	yes
Tandem operation feeder swap	yes
Multiple sheet feed from letter feeder station	yes
Separate daily mail feeder	yes
Collect sheets before folding	yes
Single, C-fold, Z-fold, and double-parallel fold	yes
»No fold« function	yes
»Fold only« function	yes
Item counter	yes
OMR-Code	optional
Electromechanical double document detection	yes
Output tray	
Capacity in filled envelopes	up to 250

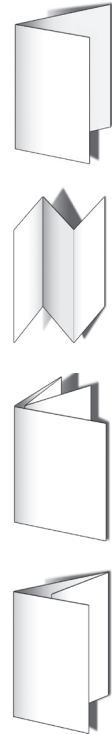
Specifications subject to change.

FP Frankie says



"With a feeder capacities of 250 sheets and up to 2.5 feeder stations, the FPI-2500 ensures you get all your mail folder and inserter, so you can get back to more important tasks."

VARIANTS



The right fold can transform a letter size sheet into a little brochure for the perfect mailing. All modern folding styles used in the office are available: Single, double-parallel, C-fold, and Z-fold (top to bottom).

Custom tailored:

All stations can be easily upgraded or reconfigured at any time

